



## FUND DESCRIPTION

The U.S. Global Sea to Sky Cargo ETF (NYSE Arca: SEA) provides investors diversified access to the global sea shipping and air freight industries.

## INDEX DESCRIPTION

The U.S. Global Sea to Sky Index uses a smart beta 2.0 strategy to help determine the most efficient marine shipping, air freight and courier, and port and harbor companies in the world. The index uses a combination of fundamental factors to screen for these companies that are listed on well-developed stock exchanges, seeking to provide diversification through exposure to these names. One cannot invest in an index.

## TOP 12 HOLDINGS

Company	Weight
Orient Overseas Intl, Ltd.	5.35%
COSCO SHIPPING Holdings Co., Ltd.	5.10%
HMM Company, Ltd.	4.96%
Yang Ming Marine Transport Corporation	4.75%
ZIM Integrated Shipping Services, Ltd.	4.36%
First American Govt. Obligations Fund, Cls X	4.32%
Pacific Basin Shipping, Ltd.	4.20%
Evergreen Marine Corp. Taiwan, Ltd.	4.01%
Wan Hai Lines, Ltd.	3.87%
AP Moller - Maersk A/S	3.86%
Hapag-Lloyd AG	3.71%
Mitsui OSK Lines, Ltd.	3.36%

## PERFORMANCE HISTORY data as of September 30, 2022

	1 MONTH	3 MONTH	6 MONTH	YTD	1 YEAR	3 YEAR	SINCE INCEPTION
<b>NAV%</b>	-20.94%	-20.65%	-34.45%	-29.35%	-	-	-
<b>MARKET VALUE%</b>	-20.83%	-20.79%	-34.42%	-29.50%	-	-	-

The performance data quoted represents past performance. Past performance does not guarantee future results. The investment return and principal value of an investment will fluctuate so that an investor's shares, when sold or redeemed, may be worth more or less than their original cost and current performance may be lower or higher than the performance quoted. For performance data current to the most recent month-end please call 844.383.5387 or visit [www.usgloaetfs.com](http://www.usgloaetfs.com). Short term performance, in particular, is not a good indication of the fund's future performance, and an investment should not be made based solely on returns.

Smart beta 2.0 combines the benefits of passive investing and the advantages of active investing strategies.

## FUND DETAILS

<b>TICKER:</b>	SEA
<b>CUSIP:</b>	26922B865
<b>INTRADAY NAV:</b>	SEAX.IV
<b>EXPENSE RATIO:</b>	Gross: 1.90% Net: 0.60%
<b>INCEPTION DATE:</b>	1/19/2022
<b>NUMBER OF HOLDINGS:</b>	30
<b>STOCK EXCHANGE:</b>	NYSE Arca

*\*Pursuant to a contractual operating expense limitation between U.S. Global Investors, Inc., the Fund's investment adviser (the "Adviser"), and the Fund, the Adviser has agreed to waive its management fees and/or reimburse Fund expenses to ensure that Total Annual Fund Operating Expenses do not exceed 0.60% for the first \$100 million of the Fund's average daily net assets and 0.70% for net assets greater than \$100 million, through at least October 27, 2022, unless terminated sooner by, or with the consent of, the Trust's Board of Trustees.*

## INDEX DETAILS

<b>INDEX TICKER:</b>	SEAX
<b>REBALANCE SCHEDULE:</b>	Quarterly
<b>WEIGHTING:</b>	Fundamental Factor Based
<b>AVERAGE MARKET CAP:</b>	\$15.6 B
<b>WEIGHTED AVERAGE MARKET CAP:</b>	\$15.4 B

## FUND CHARACTERISTICS

<b>TOTAL NUMBER OF HOLDINGS</b>	30
<b>TOTAL NET ASSETS</b>	\$4.6 Million
<b>P/E RATIO</b>	0.65x






# SEAETF



U.S. Global Investors

## FUND INDUSTRY BREAKDOWN

	Transportation	89.69%
	Other	5.42%
	Commercial Services	2.71%
	Pipelines	2.18%

## MARKET CAP BREAKDOWN

Large Cap (over \$10 Billion)	36.81%
Mid Cap (\$1-\$10 Billion)	56.33%
Small Cap (under \$1 Billion)	6.86%
<b>Average Weighted Market Capitalization</b>	<b>\$15.4 Billion</b>

## FUND COUNTRY BREAKDOWN

United States	17.51%
Japan	15.97%
Taiwan	12.63%
Hong Kong	11.38%
China	8.31%
Germany	6.61%
Republic of Korea	4.96%
Israel	4.36%
Denmark	3.86%
Canada	2.71%

## Did you know?

Roughly **80%** of the volume of world trade in goods is carried by sea. For developing countries, the percentage can be even higher.

Data as of November 2018  
Source: United Nations Conference on Trade and Development

*Please consider carefully a fund's investment objectives, risks, charges and expenses. For this and other important information, obtain a statutory and summary prospectus by visiting [www.usglobletfs.com](http://www.usglobletfs.com). Read it carefully before investing.*

Investing involves risk, including the possible loss of principal. Shares of any ETF are bought and sold at market price (not NAV), may trade at a discount or premium to NAV and are not individually redeemed from the fund. Brokerage commissions will reduce returns. Because the fund concentrates its investments in specific industries, the fund may be subject to greater risks and fluctuations than a portfolio representing a broader range of industries. The fund is non-diversified, meaning it may concentrate more of its assets in a smaller number of issuers than a diversified fund. The fund invests in foreign securities which involve greater volatility and political, economic and currency risks and differences in accounting methods. These risks are greater for investments in emerging markets. The fund may invest in the securities of smaller-capitalization companies, which may be more volatile than funds that invest in larger, more established companies. The performance of the fund may diverge from that of the index. Because the fund may employ a representative sampling strategy and may also invest in securities that are not included in the index, the fund may experience tracking error to a greater extent than a fund that seeks to replicate an index. The fund is not actively managed and may be affected by a general decline in market segments related to the index. Diversification does not assure a profit or protect against a loss in a declining market.

Foreign and emerging market investing involves special risks such as currency fluctuation and less public disclosure, as well as economic and political risk. By investing in a specific geographic region, such as China and/or Taiwan, a regional ETF's returns and share price may be more volatile than those of a less concentrated portfolio.

The U.S. Global Sea to Sky Cargo Index is a 29-stock index that seeks to provide diversified access to the marine shipping, air freight and courier, and port and harbor industries. The index uses various fundamental screens to determine the most efficient marine shipping, air freight and courier, and port and harbor companies in the world. The index consists of common stocks listed on developed and emerging market exchanges across the globe.

Distributed by Quasar Distributors, LLC. U.S. Global Investors is the investment adviser to SEA.